


Home > Ar.DipenGada

BABA MARBLE By Dipen Gada and Associates

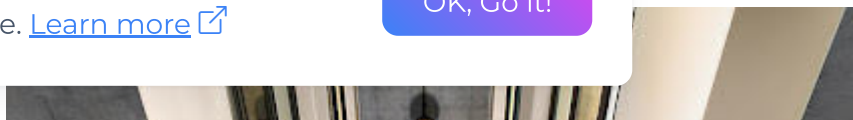
 by Interior Exterior Magazine - February 24, 2023



Normally for a marble or stone showroom, a well Spreaded area is most important to display a lot of variety at a stretch. But when there is lack of Spreaded area and constrain in plot size, it's a real challenge to accommodate number of variety and stock of stone at a stretch. In that case, design aspect is very crucial and one has to

Our website uses cookies to improve your experience. [Learn more](#) 

OK, Go it!





- Designed by/ Firm Name: Dipen Gada and Associates
- Address: 3 White House, 44 Vishwas Colony, Alkapuri, Vadodara
- Email Id (For any inquiry) : Dipen317@gmail.com
- Principal Architect(s): Dipen Gada
- Instagram : <https://www.instagram.com/dipen.gada/>
- Facebook <https://www.facebook.com/dipengada>
- Firm's Website : www.dipengada.com
- Team Design Credits (for Particular Project): Samarth Savla, Prakash Prajapati
- Material Palette of the project: Exposed concrete
- Indian stone – Kota / red Jodhpur / Granite
- Photography: Sudhir Parmar





At Baba Marble, we faced a challenge of constrain of land as plot area is only 9,805 Sq. Ft. After leaving the needful margin on all side, we were left with only 4,000 Sq. Ft as plinth area which in a way is very less in terms of stocking of variety of marbles. So, we decided to go vertical both ways.






On Ground Floor, Italian marble stock is being displayed as we made structure able to withstand load of marble as well. This way we accommodated marble stock on Ground Floor and First Floor. On Second Floor, it's being used to display the variety of tiles which is a new vertical for the owner. Third Floor is utilized half for the marble articles and half is the terrace area which is for the display of marble articles along with solar roof, fulfilling need of entire building. The Basement, which is actually a parking space is also wisely used for display of various Indian Stones with various finishes on the wall. Here without violating any norms we have utilized the area for a nicer display which is serving the purpose of displaying Indian Stone detail.





The owner is very well known in the dealing of Indian Stones since years and we also wanted to promote Indian materials at its best with the variety of applications and finishes. That is being reflected in the entire development of store. The core material used in major construction is expose concrete which is meticulously detailed out in a way that it becomes the final finish of overall environment.






Along with that, stone is being utilized to enhance the beauty of store along with techniques of application which is innovatively tried out in the front screen which is kinetic in nature and fulfils multiple technical aspects. The main façade is facing to North, enables us to play with glass openings which is being covered with the stone screens which is kinetic and gives n number of textures which are automatically created by the wind. This creates a very interesting sciography and control the light as required on each floor. The cutting pattern in each stone is meticulously defined from bigger holes at lower level to smaller holes at upper level and circular pattern is being created with the use of 2 different materials which are textured Agra Stone and Burnt Black Granite.





Side façade of the building is being cladded with plain and texture red Agra stone strips which gives a volumetric stone block and looks like floating on the terrace garden from first floor onwards. Two offsets and the building block is the result of cross front which is being converted into advantage into the dynamic look of the building. We have tried to use all the basic materials as much as possible in their original forms. Right from concrete to kota stone to red Agra stone. Floor wise a different characteristic is being created as per subjective use.



In totality, we have tried to respect the pure form of architecture where we get the maximum natural light from each floor with adequate cut outs being given in the floor plates. This entire building is based on green architecture where minimum

energy is being consumed and produced by solar panels which fulfil the need of total power consumption.

- Sanitaryware Jaquar, Gujarat Traders
- Furniture From China, All About Living
- Windows Akar Aluminium
- Paints Asian Paints, Karim Bhai
- Hardware Hettich
-
- Consultants for the Project
- Civil: Bharat Mistry
- Interior Designers: Dipen Gada and Associates
- MEP & HVAC Consultants: Bharat Mistry, Mars Engineers, Bharat Mistry and OM Engineers
- Structural Consultant: Prime Engineers

Tags:

Ar.DipenGada

Architecture

Commercialbuilding

commercialproject



Facebook



Twitter



You might like

[View all →](#)

Post a Comment (0)

[← Previous Post](#)

[Next Post >](#)



Exhibitions

Follow Us

 1.8k

 3.0k

 7.1k


 113.5k

Popular Articles

AR.AMANSOHAL


CUTS N CURLS by Forum Advaita Ar.Aman Sohal

Interior Exterior Magazine - March 12, 2023



AXOR x Starck: Celebrating a Design Partnership of 30 Years

July 11, 2024



Desai's Residence By HK Design Studio, Mumbai

August 09, 2023



Interior Design for Jewellery Store by 42MM Architects

January 29, 2023

Stay Informed



Subscribe to our mailing list to get the new updates.

Subscribe

Latest Posts

Main Tags

Advertorial

architect

Architects

Architecture

hopitality

hotelproject

industrialdesign

interior

Interior- Designers

interiorprojects

interiors

Landscapes

officedesign

[Interior Exterior Group](#)

 **Powered by Blogger**

2024

(45)

2023

(209)

Brands

Drom Marble

Flexibond

Interior Exterior

India's largest B2B market place for construction industries

The Magazine For Indian Construction Industries



[Home](#) [About Us](#) [Privacy Policy](#) [Contact Us](#)

Design by - Interior Exterior Group