


## an eye for design

'Our design philosophy is to create contemporary spaces within the Indian context, while maintaining a balance between aesthetic appeal and functionality,' says Dipen Gada, whose firm Dipen Gada and Associates (DGA) has made its presence felt in Vadodara with a range of diverse projects. We feature a cosmo-medical spa and a school designed by them in Vadodara.



## PROFILE

**YUVA**  
a spa with a  
difference





**F**or this project, the clients, Dr Sachin Shah and his wife Dr Aparna Shah had a very simple brief. They wanted the interiors to echo that of a Thai spa resort, but yet be suitable for what would basically be a healthcare environment. There were only two constraints – that things had to be done with a somewhat tight budget in mind and all the functional needs had to be met within the limited space.

With this in mind, the design team at DGA came up with the idea of what they term 'contemporary Balinese-zen'. This can best be described as 'a contem-

porary interpretation of design from the south-east Asian region, fused with the minimalism of zen design,' says Dipen.

With the exception of the operation theatre, semi-rough flooring tiles have been used for the entire clinic, making it unlike most other clinics. Wooden tones define the furniture while cement sheet used as a wall cladding gives the impression of exposed concrete work.


Predominantly yellow lighting of a low intensity was used in most of the spaces, except in the O.T. This played into the 'spa' theme and creating a relaxing environment for patients.

In addition to designing the interiors of YUVA, DGA together with the graphic designer helped to shape the brand image of the clinic. Creating visuals that properly reflected the YUVA brand and that also tied in with the overall interiors was very important so that everything fit seamlessly together.

The entrance to the clinic sports a facade that has been painted and then scraped. This highlights the door and the name plate which doubles as a visual graphic. The focal point of the foyer is a wall clad with cement sheet giving the effect of exposed concrete. A niche in the wall



**Cement sheet cladding in the waiting area is visible from the foyer and forms a focal point for the entire clinic. The screen printing on the wall gives the waiting area a sense of understated luxury without intruding on the simplicity of the overall concept.**



'Simplicity with selective 'lux' touches: a healthcare environment that evokes the zen-like feel of a spa and aids patients to relax.'





houses a faux wooden carved panel with a floral motif, like the carved wooden screens seen in south-east Asian interiors.

Cement sheet cladding is also used in the waiting area. This wall is visible from the foyer and forms a focal point for the entire clinic. The screen printing on the wall gives the waiting area a sense of understated luxury without intruding on the simplicity of the overall concept.

The consulting room was a very constricted space and so the design is minimal. The space is dominated by the consulting table, which is finished in dark walnut laminate with a glass top. Jute-like roller blinds dress the four vertical windows in this room and lend warmth to what would otherwise be quite a stark space.

Cement sheet was used again in the procedure room. Here a glass partition separates the 'procedure chair' from the massage table. This glass is treated with vinyl film with a graphic in muted tones. 'There was quite a bit of apprehension about this graphic as it could be interpreted as being too provocative,' says Dipen. 'However, we were convinced that it was perfect and really livens up the space, adding to the meditative ambience.'


YUVA also has a recovery room, where patients can rest after undergoing minor procedures. This is a very small room with no windows. To liven this space up an entire wall was treated with texture in a fresh green tone. There is also an admittance room for patients who require an extended stay.

**Cement sheet is used again in the procedure room where a glass partition separates the 'procedure chair' from the massage table.**

**The glass screen in the procedure room is treated with vinyl film with a graphic in muted tones.**



# The Billabong International High School



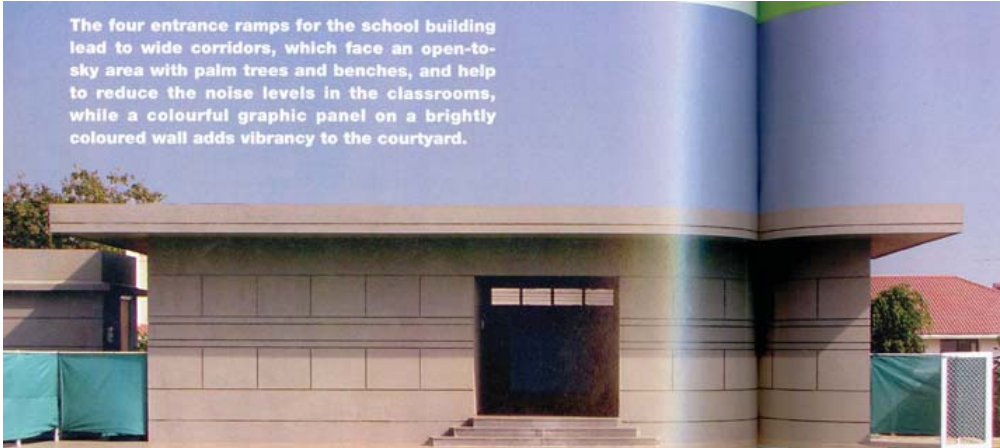
The front of the school has a lawn and playground, which lends it the feel of an open campus.



**All the spaces in the school are filled with abundant natural light and ventilation, with views of greenery from every corner. The building is surrounded with lush green lawns on three sides and a huge open courtyard. In the centre of the blocks, the courtyard brings natural light and ventilation into all the classrooms. It also serves as a secondary play area and an open theatre for the students.**



The four entrance ramps for the school building lead to wide corridors, which face an open-to-sky area with palm trees and benches, and help to reduce the noise levels in the classrooms, while a colourful graphic panel on a brightly coloured wall adds vibrancy to the courtyard.



A school is really like a second home for a student. It has to be a place where he or she feels comfortable and is not overpowered by the building,' says Dipen. Hence he has taken care to ensure that all the spaces here are filled with abundant natural light and ventilation and have views of greenery from every corner. The building is surrounded with lush green lawns on three sides. On the fourth is a swimming pool, which because it is in the east, does not get the strong afternoon sunlight, and this in turn helps in keeping the area cooler.

'We feel that this kind of connectivity with nature enhances

colour, both on the facade as well as in the interiors. But we convinced them that it would be better to use earthy tones on the exterior, which would complement the natural surroundings, and instead use colour in the classrooms. However, some bright colours have been used with a combination of exposed RCC panels on the facade to accentuate certain areas.'

So far, only the first stage of the school has been built. The second and third stages are under construction. The 20,600 sq ft building comprises four blocks: the front block is for the administrative services, while the other three house the school.

school building. A huge open courtyard in the centre of the blocks brings in natural light and ventilation in all the surrounding classrooms and also serves as a secondary play area and an open theatre for the students.

The administrative block housing the reception and offices for the staff is in the front. Parent-teacher meetings are always held here so as to not disturb the activities of the school. With its glass facade, the administrative block makes a bold architectural statement, while adding transparency and allowing ample natural light to all the offices housed there. One can get a clear

side and a courtyard on the other making for good cross ventilation. The third block, which is secluded from the classrooms houses the bathrooms and the science and computer labs.

There are four entrance ramp to the school building. The entrances lead to 10 ft wide corridors, which face an open-to-sky area with palm trees and benches, and help to reduce the noise levels in the classrooms. As the classrooms have huge windows, and a brightly coloured wall, with a huge graphic panel on it. The furniture is ergonomically designed and modular matching the colour of the wall

## PROFILE

